

# Horticulture Lighting with LEDs

OS SSL | 02.03.15 | Regensburg

Light is **OSRAM**

**OSRAM**  
Opto Semiconductors

# Overview

---

	Page
1. What is horticulture lighting and how does it work	00
2. Example Spectra	00
3. OSRAM OS Products and roadmaps	00
4. References	00

---

# Horticulture Lighting

## What is horticulture lighting and how is it used?

- **Supplemental Lighting**

To supplement natural daylight and raise grow light levels in order to enhance photosynthesis and thereby improve growth and quality of plants in greenhouses.



- **Photoperiodic Lighting**

To control the light period by extending the natural day length with artificial light.

- **Cultivation without daylight**

To totally replace daylight with artificial light for ultimate climate control.



# Horticulture Lighting

## How does light affect the plant growth?

---

- **Light quantity**

The amount of light affects the photosynthesis process in the plant. This process is a photochemical reaction within the chloroplasts of the plant cells in which CO<sub>2</sub> is converted into carbohydrate under the influence of the light energy.

- **Light quality regarding spectral composition of the light**

The spectral composition of the different wavelength regions (blue, green, yellow, red, far red or invisible e.g. UV or IR) is important for the grows, shape, development and flowering (photomorphogenesis) of the plant. For the photosynthesis, the blue and red regions are most important.

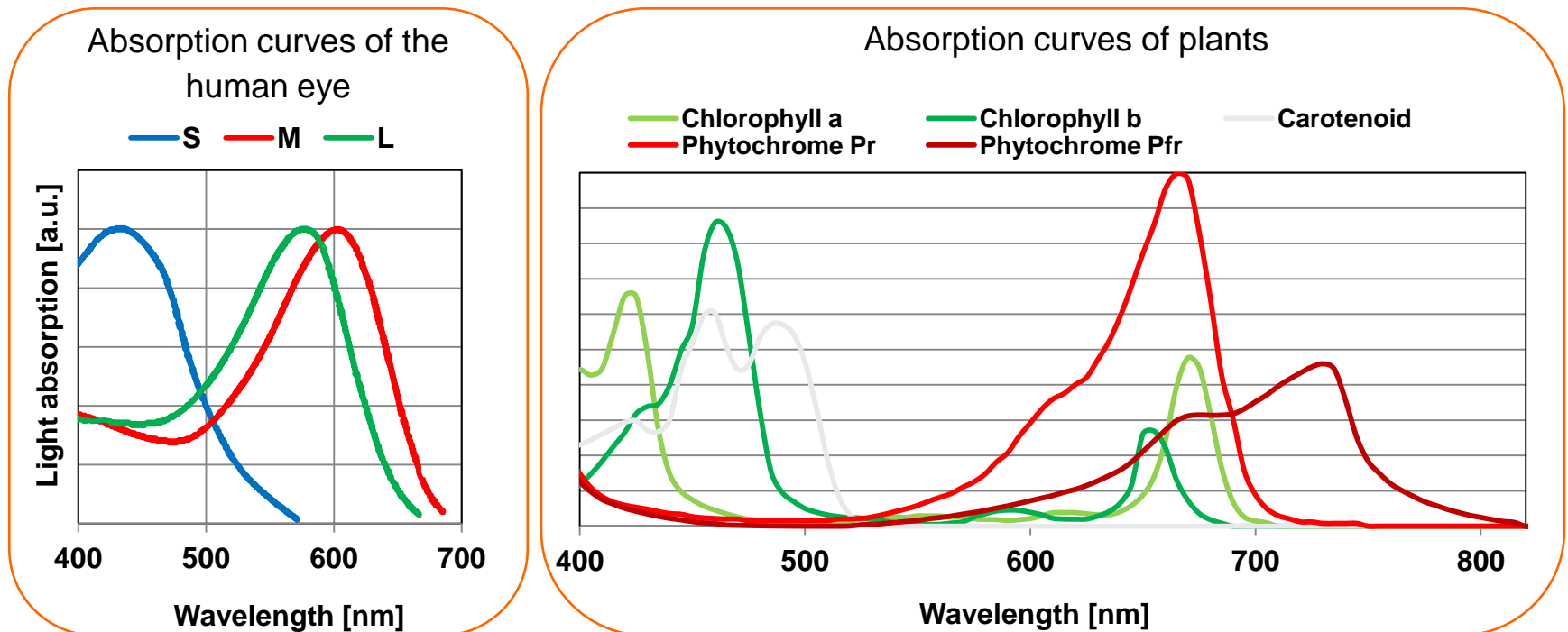
- **Light duration**

The timing / light duration which is also called photoperiod is mainly affecting the flowering of the plants. The flowering time can be influenced by controlling the photoperiod.

Source: [0];[18]

# Difference in absorption curves for photochemical reactions between the human eye and plants

Light is generating a photochemical reaction. In our eye it is reacting with the photo receptor in different versions S, M and L. In plants, the light is reacting with Chlorophyll a and b.



# Effect of the different wavelength regions on plants

Different regions of the wavelength in the illumination spectrum have different effects on the plants:

Wavelength range [nm]	Photosynthesis	Further Effects	Further Effects	Further effects
200 – 280		Harmful		
280 – 315		Harmful		
315 – 380				
380 – 400	Yes			
400 – 520	Yes	Vegetative growth		
520 – 610	Some	Vegetative growth		
610 – 720	Yes	Vegetative growth	Flowering	Budding
720 – 1000		Germination	Leaf building and growth	Flowering
> 1000		Converted to heat		

Source: [0]

# Photosynthetic efficiency is mainly driven by chlorophyll a and b

- **Chlorophyll a and b**

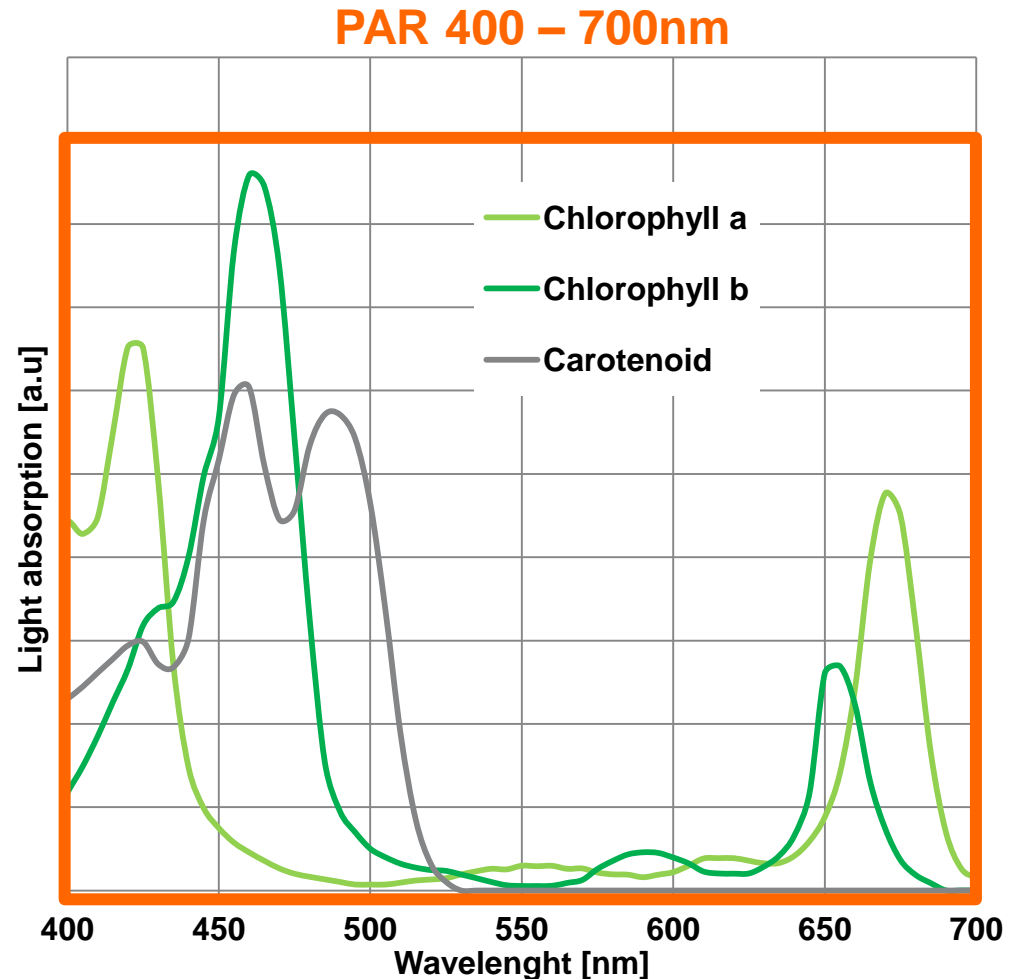
Mainly responsible for the photosynthesis and responsible for the definition of the area for the photosynthetically active radiation PAR.

- **Photosynthetically active radiation (PAR)**

Further photosynthetic pigments also known as antenna pigments like carotenoids  $\alpha$ -carotene, zeaxanthin, lycopene and lutein etc.

- **Carotenoid**

Further photosynthetic pigments also known as antenna pigments like carotenoids  $\beta$ -carotene, zeaxanthin, lycopene and lutein etc.



Source: [18],[19]

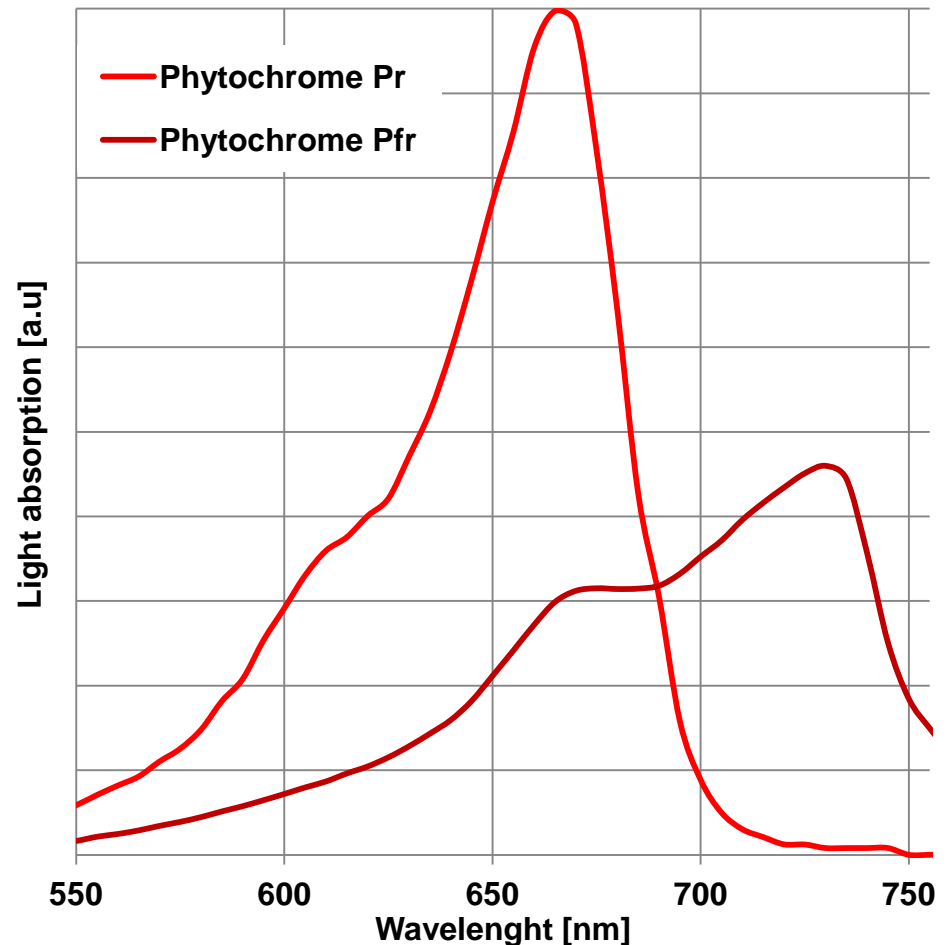
# Photomorphogenic effects are mainly influenced by the phytochromes Pr and Pfr

## • Phytochrome Pr and Pfr

The Phytochromes pr (red) and pfr (far red) are mainly influencing the germination, plant growth, leave building and flowering.

## •Phytomorphogenic effects

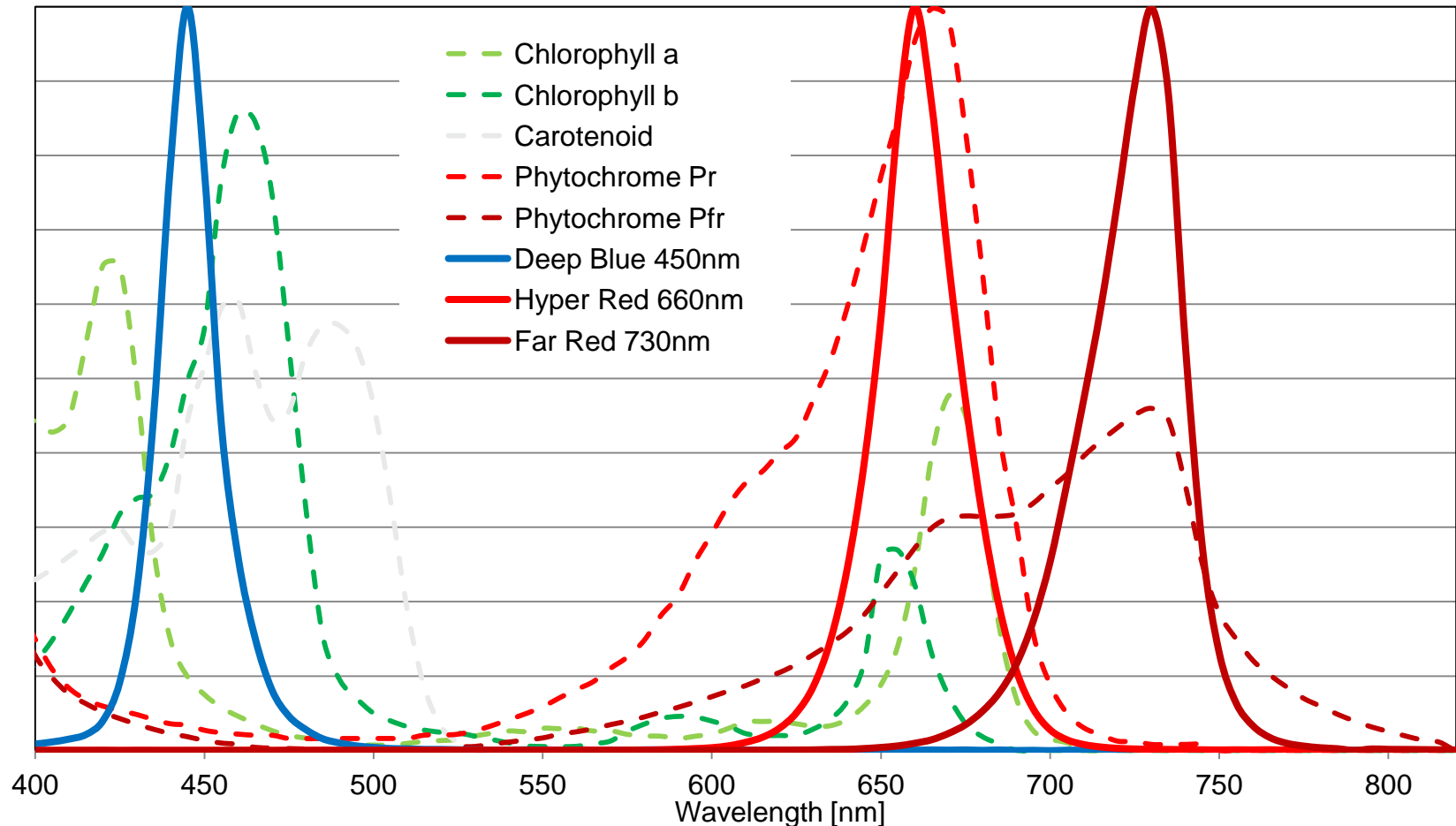
The phytomorphogenic effects are controlled by applying a spectrum with a certain mix of 660nm and 730nm in order to stimulate the pr and pfr phytochromes.





# Therefore we are focusing in horticulture lighting on the 450nm, 660nm and 730nm LEDs

All three important wavelength are available in the same LED package:



# A typical application example for the use of 730nm: The shade escape reaction with

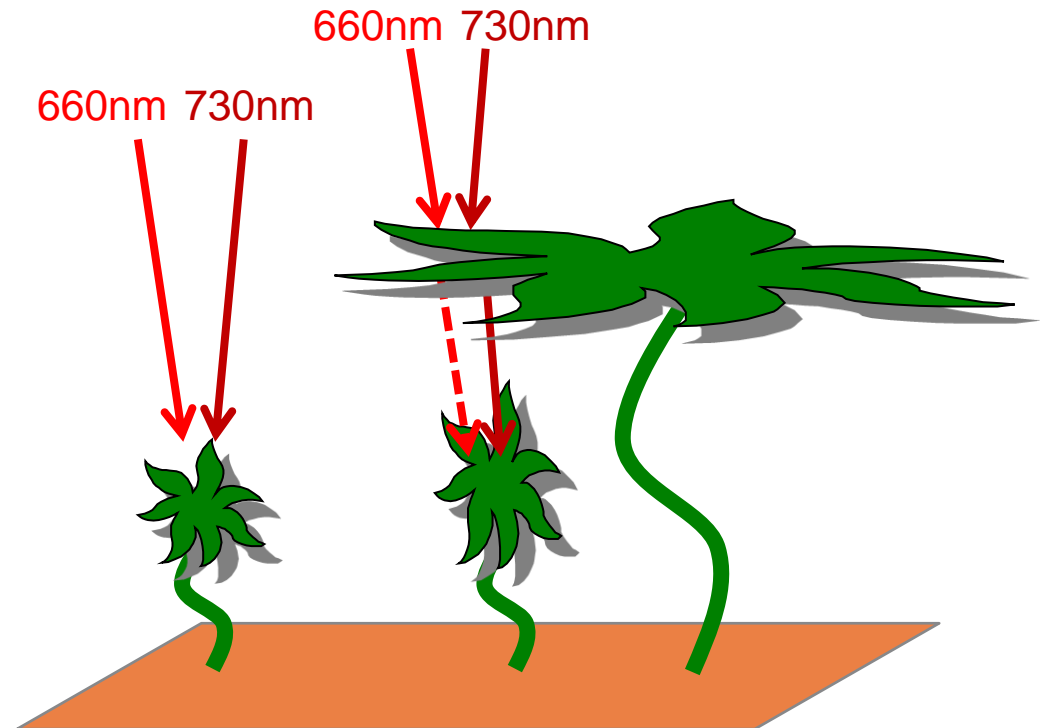
One of the most obvious influence of far red light on a plant is the shade escape reaction.

## Illumination with 660nm:

If the plant is illuminated mainly with 660nm it feels like illuminated in the direct sun and growth normally.

## Illumination with 730nm:

If the plant is illuminated mainly with 730nm it feels like growing in the shadow of another plant that shades the sun light. Therefore the plant is reacting with an increased length growth to escape the shadow. This leads to taller plants but not necessarily to more bio mass.



Source: [0]

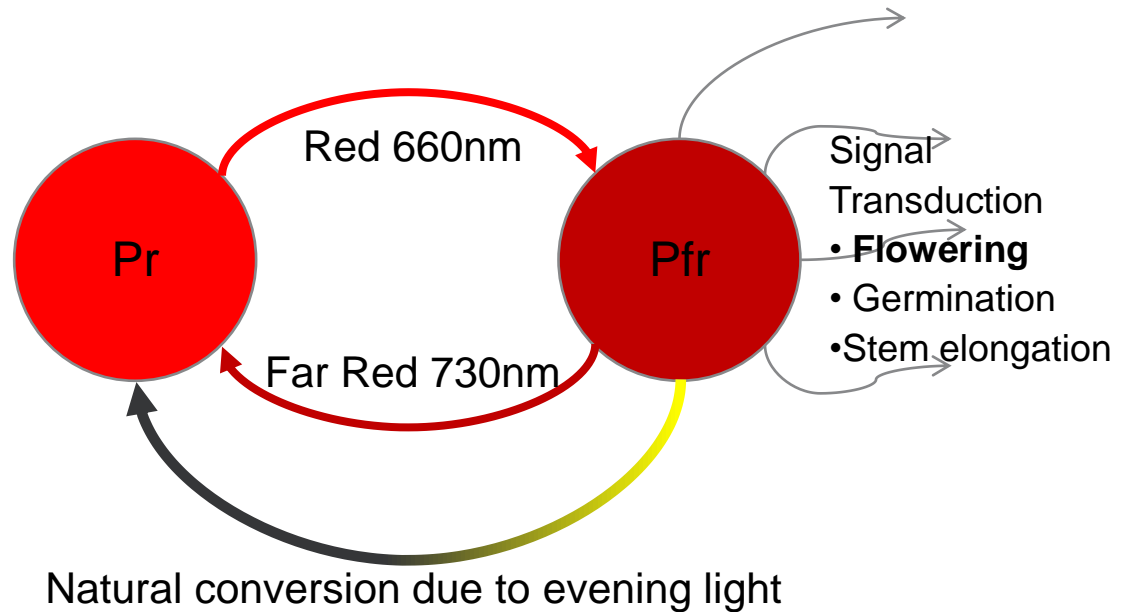
# Special potential of LEDs in floriculture lighting

Traditionally ornamental plants are of high economic importance. The Red and Far-Red light mediates the conversion of phytochromes which can control the triggers for flowering.

## Illumination with 730nm:

The cycle from Pr to Pfr is initiated by red light of 660nm which represents daylight. During the night time, the Pfr is converted back to Pr. This back conversion can also be actively be influenced by 730nm far red light.

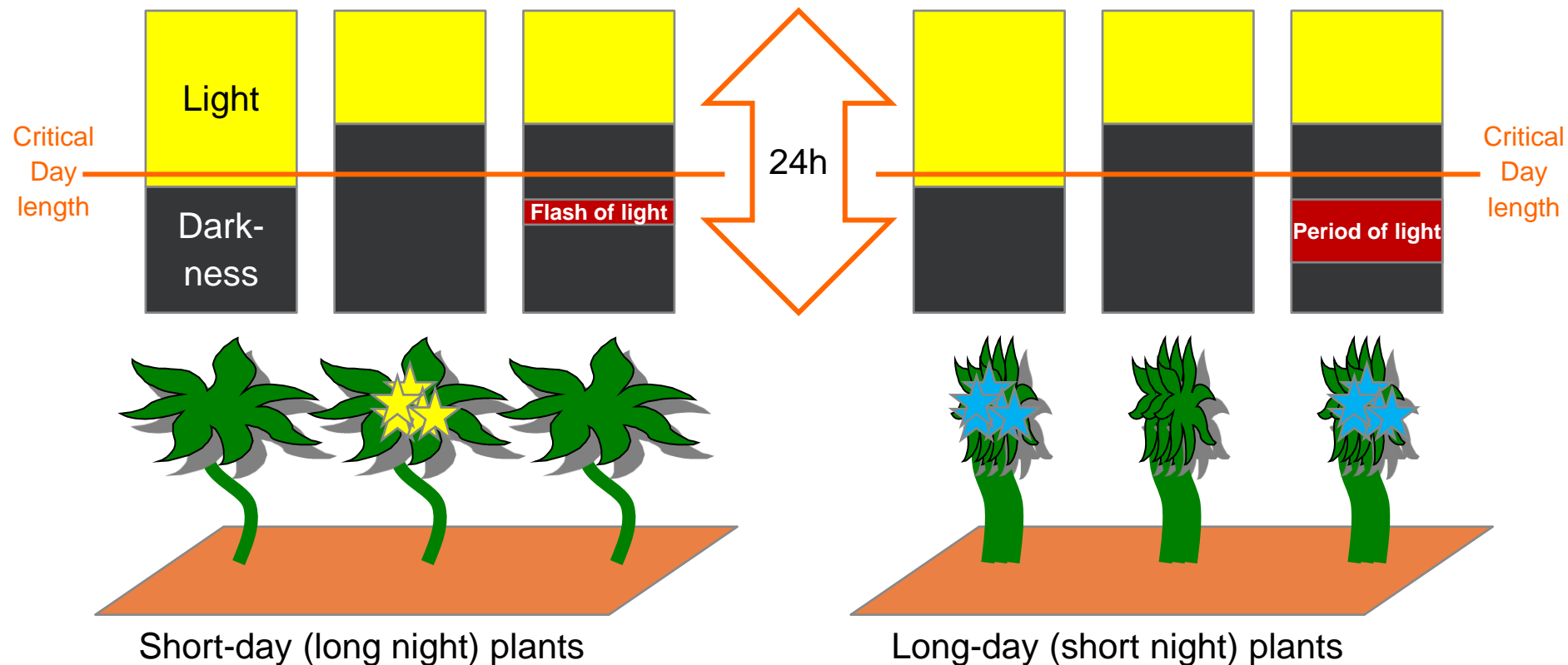
This enables a perfect control of the flowering timing independent of the seasons.



Source: [0]

# Control of the flowering due to control of the critical night length by using any light

Due to the influence of the Pr and Pfr ratio the flowering can be controlled to adjust the timing to environmental or seasonal requirements.



Source: [0]

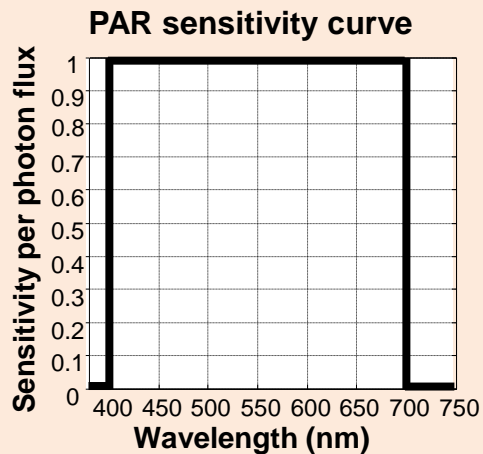
# Background Knowledge

## Photon counting

Today's method of weighing the spectrum is not really adequate

### Situation today

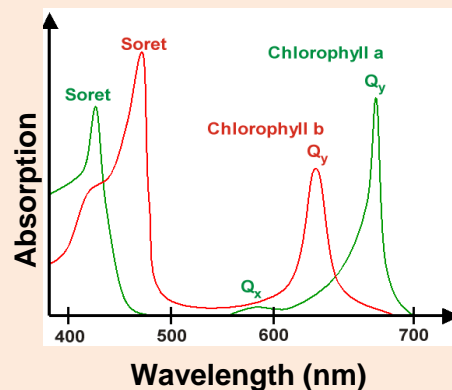
- The whole spectrum is weighed equally by counting the photons in the photosynthetically active region (PAR)



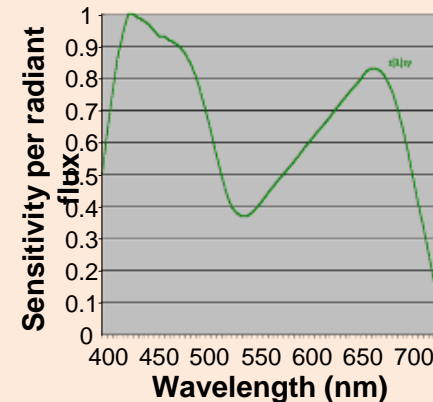
### More realistic approach

- Weighing the emission spectrum of the light source with plants' spectral sensitivity curve ("plm/W")
- This curve is derived from the chlorophyll absorption spectrum taking into account internal energy transfer processes of the plant / leaves

#### Chlorophyll absorption spectrum

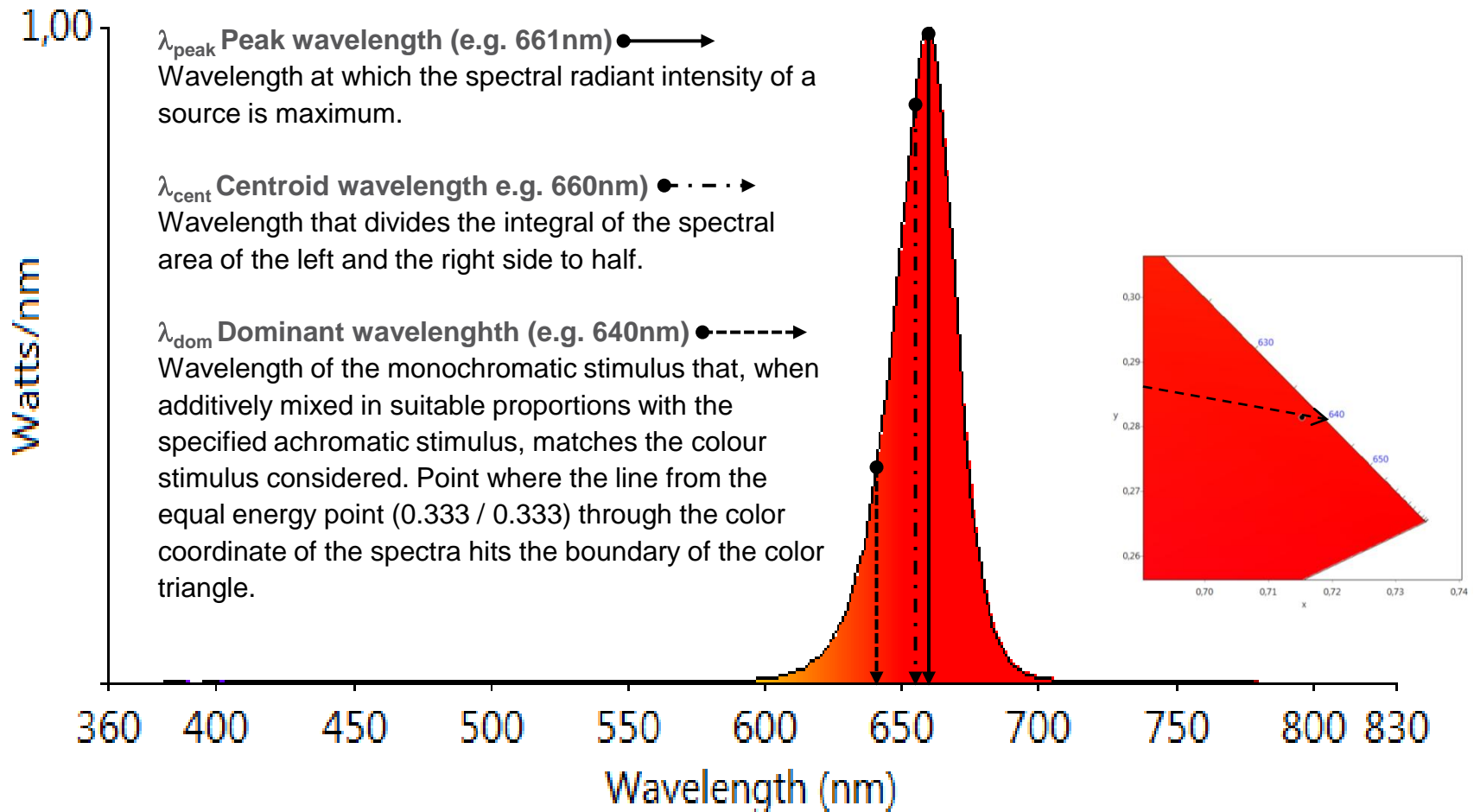


#### Plant sensitivity curve (DIN)\*



\* DIN 5031-10

# One spectrum and three different definitions of the wavelength



# What are typical $\mu\text{mol/s.m}^2$ values for horticulture lighting?

What light level for what cut flower?

Plant	min $\mu\text{mol/s.m}^2$	max $\mu\text{mol/s.m}^2$	typical $\mu\text{mol/s.m}^2$
Tomato	170	200	185
Pepper	70	130	100
Cucumber	100	200	150

What light level for what potted plant?

Plant	min $\mu\text{mol/s.m}^2$	max $\mu\text{mol/s.m}^2$	typical $\mu\text{mol/s.m}^2$
Orchid/Phalaenopsis	80	130	105
Dendrobium	130	260	195
Bromelia	40	60	50
Anthurium	60	80	70
Kalanchoë	60	105	82,5
Potted chrysanthemum	40	60	50
Potted rose	40	60	50
Geranium	40	60	50
Orchid/Phalaenopsis	80	130	105

What light level for what cut flower?

Plant	min $\mu\text{mol/s.m}^2$	max $\mu\text{mol/s.m}^2$	typical $\mu\text{mol/s.m}^2$
Chrysanthemum	105	130	117,5
Rose	170	200	185
Lily	80	100	90
Lisianthus	170	200	185
Alstroemeria	60	105	82,5
Anthurium / Orchid – cut	80	105	92,5
Freesia	70	105	87,5
Gerbera	80	105	92,5
Tulip	25	40	32,5

Source: <http://www.hortilux.nl/light-technology>

# Effect of red light around 660nm on physiology of vegetables

Plant	Radiation source	Effect on plant physiology	Reference
Indian mustard ( <i>Brassica juncea</i> L.) Basil ( <i>Ocimum gratissimum</i> L.)	Red (660 and 635 nm) LEDs with blue (460 nm)	Delay in plant transition to flowering as compared to 460 nm + 635 nm LED combination	[38]
Cabbage ( <i>Brassica oleracea</i> var. <i>capitata</i> L.)	Red (660 nm) LEDs	Increased anthocyanin content	[33]
Baby leaf lettuce ( <i>Lactuca sativa</i> L. cv. Red Cross)	Red (658 nm) LEDs	Phenolics concentration increased by 6%	[7]
Tomato ( <i>Lycopersicum esculentum</i> L. cv. MomotaroNatsumi)	Red (660 nm) LEDs	Increased tomato yield	[39]
Kale plants ( <i>Brassica oleracea</i> L. cv Winterbor)	Red (640 nm) LEDs (pretreatment with cool white light fluorescent lamp)	Lutein and chlorophyll a, b accumulation increased	[36]
White mustard ( <i>Sinapsis alba</i> ), Spinach ( <i>Spinacia oleracea</i> ), Green onions ( <i>Allium cepa</i> )	Red (638 nm) LEDs with HPS lamp ( $90 \mu\text{mol m}^{-2} \text{S}^{-1}$ ), total PPF (photosynthetic photon flux) maintained at $300 \mu\text{mol m}^{-2} \text{S}^{-1}$	Increased vitamin C content in mustard, spinach and green onions	[41]
Lettuce ( <i>Lactuca sativa</i> ) Green onions ( <i>Allium cepa</i> L.)	Red (638 nm) LEDs and natural illumination	Reduction of nitrate content	[40]

Source: [0]



# Effect of red light around 660nm on physiology of vegetables

Plant	Radiation source	Effect on plant physiology	Reference
Green baby leaf lettuce ( <i>Lactuca sativa</i> L.)	Red (638 nm) LEDs (210 $\mu\text{mol m}^{-2} \text{S}^{-1}$ ) with HPS lamp (300 $\mu\text{mol m}^{-2} \text{S}^{-1}$ )	Total phenolics (28.5%), tocopherols (33.5%), sugars (52.5%), and antioxidant capacity (14.5%) increased but vitamin C content decreased	[42]
Red leaf, green leaf and light green leaf lettuces ( <i>Lactuca sativa</i> L.)	Red (638 nm) LEDs (300 $\mu\text{mol m}^{-2} \text{S}^{-1}$ ) with HPS lamp (90 $\mu\text{mol m}^{-2} \text{S}^{-1}$ )	Nitrate concentration in light green leaf lettuce (12.5%) increase but decreased in red (56.2%) and green (20.0%) leaf lettuce	[43]
Green leaf 'Lolo Bionda' and red leaf 'Lola Rosa' lettuces ( <i>Lactuca sativa</i> L.)	Red (638 nm) LEDs (170 $\mu\text{mol m}^{-2} \text{S}^{-1}$ ) with HPS lamp (130 $\mu\text{mol m}^{-2} \text{S}^{-1}$ )	Total phenolics and $\alpha$ -tocopherol content increased	[44]
Sweet pepper ( <i>Capsicum annuum</i> L.)	Red (660 nm) and farred (735 nm) LEDs, total PPF maintained at 300 $\mu\text{mol m}^{-2} \text{S}^{-1}$	Addition of far-red light increased plant height with higher stem biomass	[34]
Red leaf lettuce 'Outeredgeous' ( <i>Lactuca sativa</i> L.)	Red (640 nm, 300 $\mu\text{mol m}^{-2} \text{S}^{-1}$ ) and farred (730 nm, 20 $\mu\text{mol m}^{-2} \text{S}^{-1}$ ) LEDs.	Total biomass increased but anthocyanin and antioxidant capacity decreased	[30]

Source: [0]

# Effect of red light around 660nm on physiology of vegetables

Plant	Radiation source	Effect on plant physiology	Reference
Red leaf lettuce 'Outeredgeous' ( <i>Lactuca sativa</i> L.)	Red (640 nm, 270 $\mu\text{mol m}^{-2} \text{S}^{-1}$ ) LEDs with blue (440 nm, 30 $\mu\text{mol m}^{-2} \text{S}^{-1}$ ) LEDs	Anthocyanin content, antioxidant potential and total leaf area increased	[30]
Tomato seedlings 'Reiyo'	Red (660 nm) and blue (450 nm) in different ratios	Higher Blue/Red ratio (1:0) caused reduction in stem length	[16]

Source: [0]

# Effect of blue light around 450nm on physiology of vegetables

Plant	Radiation source	Effect on plant physiology	Reference
Cherry tomato seedling	Blue LEDs in combination with red and green LEDs, total PPF maintained at $300 \mu\text{mol m}^{-2} \text{S}^{-1}$	Net photosynthesis and stomatal number per $\text{mm}^2$ increased	[39]
Seedlings of cabbage ( <i>Brassica oleraceavar. capitata</i> L.)	Blue (470 nm, $50 \mu\text{mol m}^{-2} \text{S}^{-1}$ ) LEDs alone	Higher chlorophyll content and promoted petiole elongation	[33]
Chinese cabbage ( <i>Brassica campestris</i> L.)	Blue (460 nm, 11% of total radiation) LEDs with red (660 nm) LEDs, total PPF maintained at $80 \mu\text{mol m}^{-2} \text{S}^{-1}$	Concentration of vitamin C and chlorophyll was increase due to blue LEDs applicatio	[32]
Baby leaf lettuce 'Red Cross' ( <i>Lactuca sativa</i> L.)	Blue (476 nm, $130 \mu\text{mol m}^{-2} \text{S}^{-1}$ ) LEDs	Anthocyanin (31%) and carotenoids (12%) increased	[7]
Cucumber 'Bodega' ( <i>Cucumis sativus</i> ) and tomato 'Trust' ( <i>Lycopersicon esculentum</i> )	Blue (455 nm, $7\text{-}16 \mu\text{mol m}^{-2} \text{S}^{-1}$ ) LEDs with HPS lamp ( $400\text{-}520 \mu\text{mol m}^{-2} \text{S}^{-1}$ )	Application of blue LED light with HPS increased total biomass but reduced fruit yield	[45]
Transplant of cucumber 'Mandy F1'	Blue (455 and 470 nm, $15 \mu\text{mol m}^{-2} \text{S}^{-1}$ ) with HPS lamp ( $90 \mu\text{mol m}^{-2} \text{S}^{-1}$ )	Application of 455 nm resulted in slower growth and development while 470 nm resulted in increased leaf area, fresh and dry biomass	[46]

Source: [0]

# Effect of green light around 520nm on physiology of vegetables

Plant	Radiation source	Effect on plant physiology	Reference
Red leaf lettuce ( <i>Lactuca sativa</i> L. cv Banchu Red Fire)	Green 510, 520 and 530 nm LEDs were used, and total PPF was 100, 200 and 300 $\mu\text{mol m}^{-2} \text{S}^{-1}$ respectively	Green LEDs with high PPF (300 $\mu\text{mol m}^{-2} \text{S}^{-1}$ ) was the most effective to enhance lettuce growth	[37]
Transplant of cucumber 'Mandy F1'	Green (505 and 530 nm, 15 $\mu\text{mol m}^{-2} \text{S}^{-1}$ ) LEDs with HPS lamp (90 $\mu\text{mol m}^{-2} \text{S}^{-1}$ )	505 and 530 nm both resulted in increased leaf area, fresh and dry weight	[46]
Red leaf lettuce ( <i>Lactuca sativa</i> L. cv Banchu Red Fire)	Green 510, 520 and 530 nm LEDs were used, and total PPF was 100, 200 and 300 $\mu\text{mol m}^{-2} \text{S}^{-1}$ respectively	Green LEDs with high PPF (300 $\mu\text{mol m}^{-2} \text{S}^{-1}$ ) was the most effective to enhance lettuce growth	[37]
Tomato 'Magnus F1' Sweet pepper 'Reda' Cucumber	Green (505 and 530 nm, 15 $\mu\text{mol m}^{-2} \text{S}^{-1}$ ) LEDs with HPS lamp (90 $\mu\text{mol m}^{-2} \text{S}^{-1}$ )	530 nm showed positive effect on development and photosynthetic pigment accumulation in cucumber only while 505 nm caused increase in leaf area, fresh and dry biomass in tomato and sweet pepper	[47]
Transplant of cucumber 'Mandy F1'  Source: [0]	Green (505 and 530 nm, 15 $\mu\text{mol m}^{-2} \text{S}^{-1}$ ) LEDs with HPS lamp (90 $\mu\text{mol m}^{-2} \text{S}^{-1}$ )	505 and 530 nm both resulted in increased leaf area, fresh and dry weight	[46]

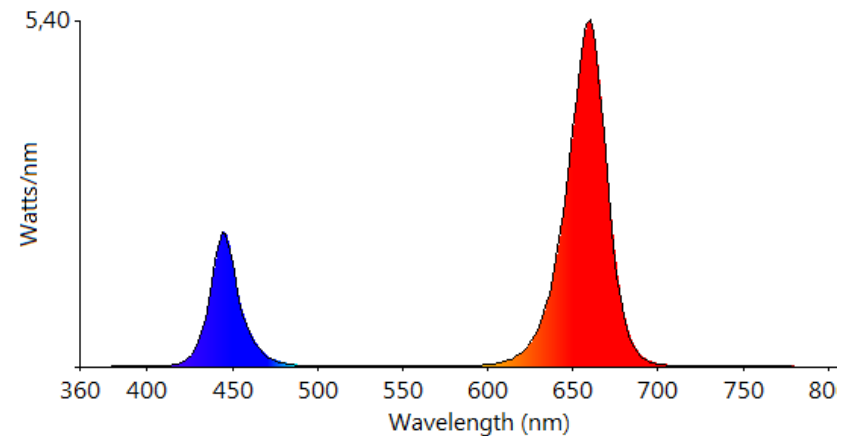
# Horticulture Lighting

## Example LED light ratios for different purposes

### General purpose – high efficiency

Type	Wavelength	mW Ratio
LD Cxxx	450nm	23%
LH Cxxx	660nm	77%

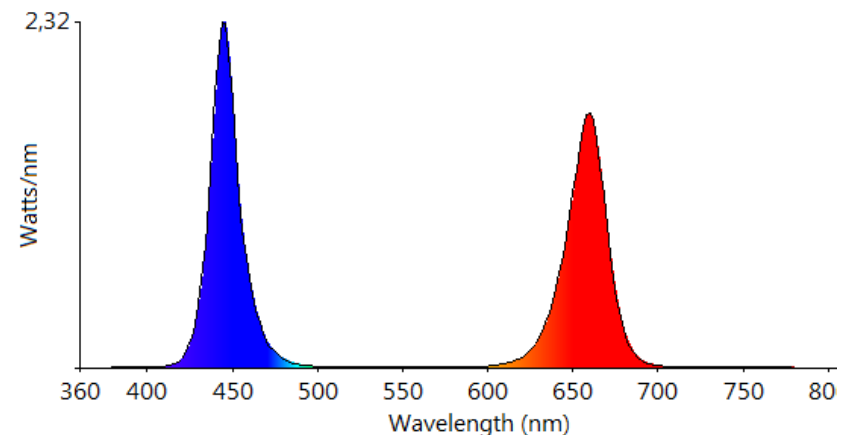
The highest efficacy of  $\mu\text{mol/J}$  from the spectrum can be achieved by using the 660nm Red LEDs combined with some 450nm Blue LEDs to maintain a reasonable ratio between the wavelengths



### Vegetative Growth

Type	Wavelength	mW Ratio
LD Cxxx	450nm	50%
LH Cxxx	660nm	50%

Especially for growth of the leafy green vegetable plants the vegetative growth ratio is used to achieve fastest growth where visible assessment of plant health is not important

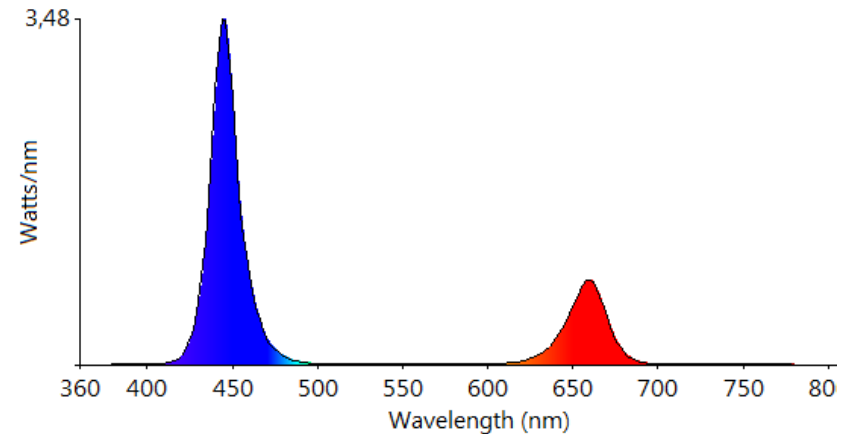


Source: <http://www.illumitex.com/illumitex-leds/surexi-horticulture-leds/>

# Horticulture Lighting

## Example LED light ratios for different purposes

Best for seedlings		
Type	Wavelength	mW Ratio
LD Cxxx	450nm	75%
LH Cxxx	660nm	25%
A high blue content in the spectrum is recommended for growth of the seedlings.		



Source: <http://www.illumitex.com/illumitex-leds/surexi-horticulture-leds/>

# OSLON® SSL

## Green House Lighting with LEDs

---

### Toplighting



Toplighting is currently used with conventional light sources. The plants are illuminated from the top similar sun light.

The high power consumption and the heat of HPS luminaires are also demanding a distance between the light source and the plants.

### Interlighting



Photo Interlighting: Courtesy of Netled Oy

Interlighting is enabled by LEDs as a light source! In this case the lighting is in between the plants and leaves. This should reduce the shadowing of the leaves which may occur by top lighting. This increases the amount of light even on the lower leaves.

Unlike the hot HPS Luminaires, the comparatively low temperatures on the LED luminaire don't damage the plants.

# The incumbent – High-Pressure Sodium (HPS) lamps

---

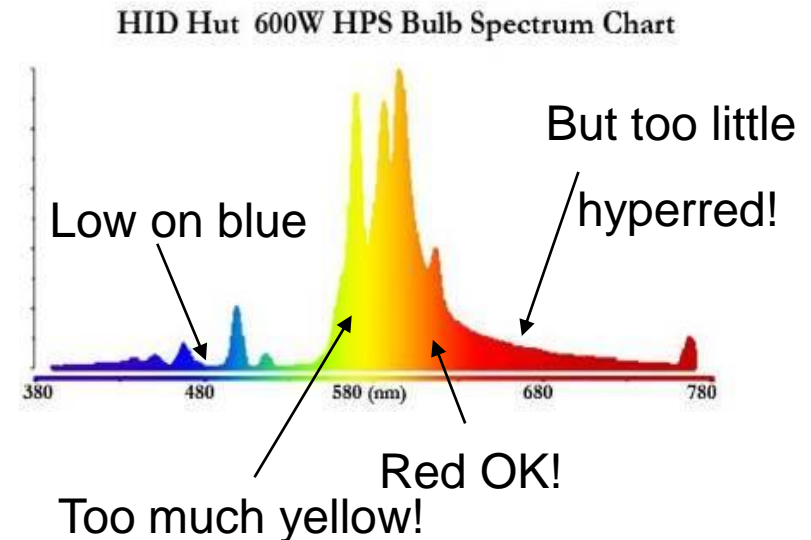
Today's widely used High-Pressure Sodium lamps produce over 100 lm/W, but over a wide wavelength range

Efficacy in Lumen per Watt is misleading, since plants don't have eyes

Typical lifetime is (only) ~8000h

Takes minutes to reach full power

Large lamps are most cost efficient





# Products

# Horticulture Lighting


## current portfolio overview

well established OSRON SSL 450 nm and 660 nm portfolio  
available in unique 80° and 150° beam angle

	Blue	Deep blue	True green	Yellow	Amber	Red	Hyper Red	Far Red
	LB CPDP	LD CQxP	LT CPxP	LY CP7P	LA CPxP	LR CPxP	LH CPxP	GF CSxPM1
Dominant wavelength	464 - 476	449 - 461	513 - 537	583 - 595	612 - 624	620 - 632	646 - 666	730 (peak)
Viewing angle	150°	80°/150°	80°/150°	80°/150°	80°/150°	80°/150°	80°/150°	80°/150°
typ. Rth	7 K/W	7 K/W	7 K/W	7 K/W	7 K/W	7 K/W	7 K/W	7 K/W
Max. current	1 A	1 A	1 A	1 A	1 A	1 A	1 A	0.7 A
typ. Vf	3.1 V @ 350mA	3.1 V @ 350mA	3.2 V @ 350mA	2.25 V @ 350mA	2.20 V @ 350mA	2.15 V @ 350mA	2.10 V @ 350mA	1.85 V @ 350mA

# OSLON<sup>®</sup> SSL

451 nm



# Horticulture Lighting

## OSLON® SSL

---

**LD CQ7P (80°)**

**LD CQDP (150°)**

Product launched

### Key Features

- $\lambda_{\text{peak}}$  451 nm
- Low thermal resistance @ 4.6 K/W
- Driving current condition up to 1A
- High reliable and high performance LED with superior corrosion robustness


### Customer Benefit:

- 100% compatible to existing OSLON SSL devices
- Available in 80° and 150° viewing angle
- High performance and high reliable LEDs - perfectly addressed the Horticultural Lighting application needs

Values @ 25 °C	Binning current	Max. current	Viewing Angle	Typ. Radiant Flux	Typ. Forward Voltage	Typ. Radiant Efficiency
LD CQxP	350 mA	1000 mA	80 ° & 150 °	600 mW (350 mA) 1080 mW (700 mA)	2.95 V (350 mA) 3.15 V (700 mA)	59 % (350 mA) 48 % (700 mA)

**OSLON®**

660 nm



# Horticulture Lighting

## OSLON® SSL

---

LH CP7P (80°)

LH CPDP (150°)

Product launched

### Key Features

- $\lambda_{\text{peak}}$ : 660 nm
- Low thermal resistance @ 4.8 K/W
- Driving current condition up to 1A
- High reliable and high performance LED with superior corrosion robustness

### Customer Benefit:

- 100% compatible to existing OSLON SSL devices
- Available in 80° and 150° viewing angle
- High performance and high reliable LEDs - perfectly addressed the Horticultural Lighting application needs

Values @ 25 °C	Binning current	Max. current	Viewing Angle	Typ. Radiant Flux	Typ. Forward Voltage	Typ. Radiant Efficiency
LH CPxP	350 mA	1000 mA	80 ° & 150 °	365 mW (350 mA) 709 mW (700 mA)	2.10 V (350 mA) 2.35 V (700 mA)	48 % (350 mA) 43 % (700 mA)

# OSLON SSL

730 nm

# Horticulture Lighting

## OSLON® SSL

---

**GF CS8PM1.24 (80°)**  
**GF CSHPM1.24 (150°)**

Product launched

### Key Features

- $\lambda_{\text{peak}}$ : 730 nm
- Low thermal resistance @ 6 K/W
- Driving current condition up to 1A
- High reliable and high performance LED with superior corrosion robustness

### Customer Benefit:

- 100% compatible to existing OSLON SSL devices
- Available in 80° and 150° viewing angle
- High performance and high reliable LEDs - perfectly addressed the Horticultural Lighting application needs

Values @ 25 °C	Binning current	Max. current	Viewing Angle	Typ. Radiant Flux	Typ. Forward Voltage	Typ. Radiant Efficiency
<b>GF CSxPM1.24</b>	350 mA	1000 mA	80 ° & 150 °	231 mW (350 mA) 442 mW (700 mA)	1.85 V (350 mA) 2.10 V (700 mA)	36 % (350 mA) 30 % (700 mA)



# Horticulture

LM80 status

# OSLON® SSL

## LM-80 Status by Type and Condition

Product	Current	Temp (Ts)	3000 hr	6000 hr	9000 hr	Comments
GF CSxPM1.24	500mA	55°C	May'15	Sep'15	Jan'16	
		85°C	May'15	Sep'15	Jan'16	
		105°C	May'15	Sep'15	Jan'16	
	800mA	55°C	May'15	Sep'15	Jan'16	
		85°C	May'15	Sep'15	Jan'16	
		105°C	May'15	Sep'15	Jan'16	

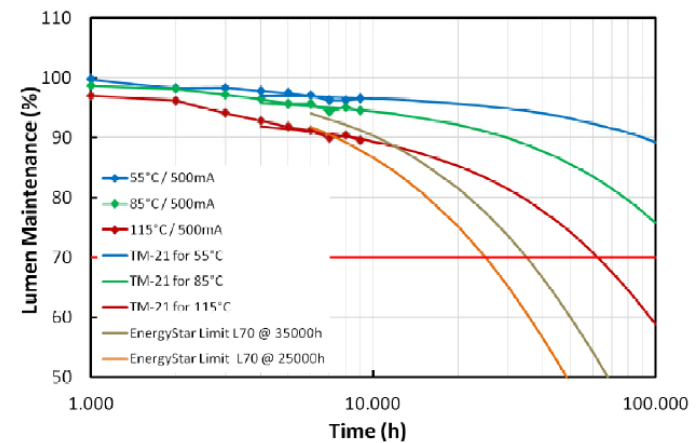
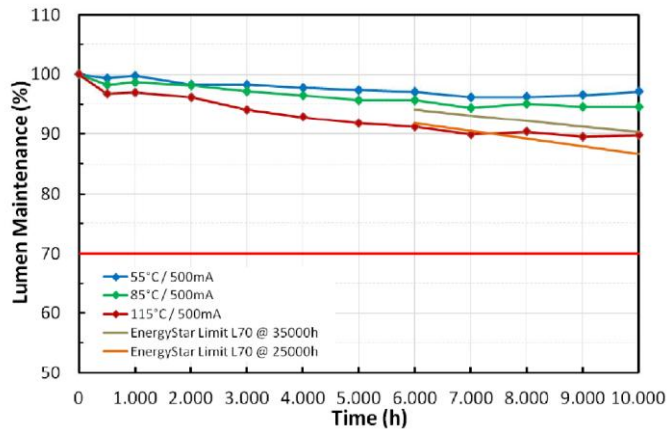
Product	Current	Temp (Ts)	3000 hr	6000 hr	10000 hr	Comments
LH CPxP	500mA	55°C			>60khs	
		85°C			>60khs	
		105°C			>60khs	
	800mA	55°C	May'15	Sep'15	Jan'16	
		85°C	May'15	Sep'15	Jan'16	
		105°C	May'15	Sep'15	Jan'16	

# OSLON® SSL

## unique selling point

### LM80 Test overview 500 mA

Lumen Maintenance ( $I_F = 500$  mA) – Normalized to 0 h



# OSLON® SSL

## LM-80 Status by Type and Condition

Product	Current	Temp (Ts)	3000 hr	6000 hr	10000 hr	Comments
LCW CxxP.EC 2400K – 6500K	350mA	55°C			L70(10k) > 60kh	
		85°C			L70(10k) = 54kh	
		114°C			L70(10k) = 41kh	
	500mA	55°C			L70(15k) = 76kh	
		85°C			L70(15k) = 51kh	
		118°C			L70(15k) = 39kh	

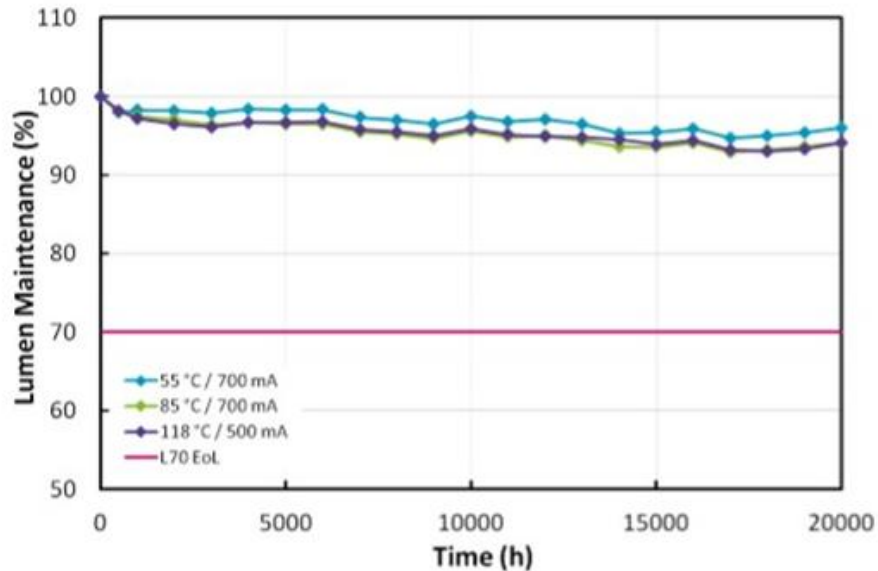
# OSLON® SSL

## unique selling point

### LM80 Test overview

#### 1. Graphic charts

Lumen Maintenance ( $I_F = 700$  mA) – Normalized to 0 h



	I	II	III
Case temperature (solder point)	$T_s = 55$ °C	$T_s = 85$ °C	$T_s = 118$ °C
Device drive current	$I_F = 700$ mA	$I_F = 700$ mA	$I_F = 500$ mA
Number of samples	25	25	25
Test start	29.08.2009	29.08.2009	29.08.2009
Test duration	20,000 hours	20,000 hours	20,000 hours
Nr. of failures	0	2 (see section 10 for details)	0

# Appendix

# Definitions

---

**Radiometry:** deals with the detection and measurement of electromagnetic radiation across the total spectrum

**Photometry:** subfield of radiometry; radiometric power scaled by the spectral response of the human eye

**Photon Flux:** number of photons in a spectral range per unit time. When limited to the range 400-700 nm, it is termed Photosynthetic Photon Flux.

**Mol/mol/μmol:** In chemistry, a unit of measurement counting the number of atoms/molecules/electrons/etc. in a substance (for horticulture, photons) By definition, the number of photons in a mol is  $6.022 \times 10^{23}$  (Avogadro's number)

**Photon:** Discrete bundle (quantum) of electromagnetic radiation (light). Can be considered to be a particle (although it displays properties of waves as well). The energy of a photon depends upon its wavelength. Conversely, if the energy & wavelength are known, the number of photons can be calculated

**Photosynthetically Active Radiation (PAR):** Radiation between 400 nm and 700 nm. Spectral region most useful to plants for photosynthesis

**Photosynthetic Photon Flux Density (PPFD):** Radiation between 400 nm and 700 nm. Radiation hitting a surface

# Definitions

---

**Photosynthesis:** A process used by plants and other organisms to convert light energy into chemical energy that can be later released to fuel the organisms' activities. This chemical energy is stored in carbohydrate molecules, such as sugars, which are synthesized from carbon dioxide and water.

**Germination:** Germination is the process by which a plant grows from a seed. It is also known as sprouting of a seedling from a seed.

**Vegetative Growth:** Vegetative Growth is the period between germination and flowering. It is also known as vegetative phase of the plant development. During this phase the plants are performing photosynthesis and accumulating resources which will be used for the flowering and reproduction in the later stage.

**Photomorphogenesis:** Because light is the energy source for plant growth, plants have evolved highly sensitive mechanisms for perceiving light and using that information for regulating development changes to help maximize light utilization for photosynthesis. The process by which plant development is controlled by light is called photomorphogenesis. Typically, photomorphogenic responses are most obvious in germinating seedlings but light affects plant development in many ways throughout all stages of development.

**Flowering:** The transition to flowering is one of the major phase changes a plant makes during its life cycle. The transition must take place at a time that is favorable for fertilization and the formation of seeds. The right photoperiod is essential for the flowering.

**Etiolatio:** Abnormal shape of plants due to significantly accelerated length growths caused by insufficient illumination which can be used for photosynthesis.



# References

---

## References

0. Singh, Devesh, et al. "LEDs for Energy Efficient Greenhouse Lighting." arXiv preprint arXiv:1406.3016 (2014).
1. Mitchell CA, Both A, Bourget CM, Kubota C, Lopez RG, Morrow RC & Runkle S. LEDs: The future of greenhouse lighting. *Chronica Horticulture*. 2012;55:6-12.
2. Morrow RC. LED lighting in horticulture. *Hort Science*. 2008;43:1947–1950.
3. Yeh N & Chung JP. High-brightness LEDs – energy efficient lighting sources and their potential in indoor plant cultivation. *Renew Sust Energy Rev*. 2009;13:2175–2180.
4. Tennessen DJ, Singaas EL & Sharkey TD. Light-emitting diodes as a light source for photosynthesis research. *Photosynth Res*. 1994;39:85–92.
5. Barta DJ, Tibbits TW, Bula RJ & Morrow, RC. Evaluation of light emitting diode characteristics for a space-based plant irradiation source. *Adv Space Res*. 1992;12:141–9.
6. Olle M & Virsile A. The effect of light-emitting diode lighting on greenhouse plant growth and quality. *Agric Food Sci*. 2013;22:223-234.
7. Li Q & Kubota C. Effects of supplemental light quality on growth and phytochemicals of baby leaf lettuce. *Environ Exp Bot*. 2009;67:59–64.
8. Lin KH, Huang MY, Huang WD, Hsu MH, Yang ZW & Yang CM. The effects of red, blue, and white light-emitting diodes on the growth, development, and edible quality of hidroponically grown lettuce (*Lactuca sativa* L. var. *capitata*). *SciHortic-Amsterdam*. 2013;150:86–91.
9. Massa GD, Kim HH, Wheeler RM & Mitchell CA. Plant productivity in response to LED lighting. *Hort Science*. 2008;43:1951–1956.
10. Vänninen I, Pinto DM, Nissinen AI, Johansen NS & Shipp L. In the light of new greenhouse technologies: Plant-mediate effects of artificial lighting on arthropods and tritrophic interactions. *Ann Appl Biol*. 2010;157:393–414.

# References

---

11. Bourget CM. An introduction to light-emitting diodes. Hort Science. 2008;43:1944–1946.
12. Brumfield R. Dealing with rising energy costs. GPN. 2007;17:24-31.
13. Langton A, Plackett C & Kitchener H. Energy saving in poinsettia production. Horticultural Development Council Fact sheet. 2006;7:1-12.
14. Opdam JG, Schoonderbeek GG, Heller EB & Gelder A. Closed greenhouse: a starting point for sustainable entrepreneurship in horticulture. Acta Hort. 2005;691:517-524.
15. Ieperen VW & Trouwborst G. The Application of LEDs as Assimilation Light Source in Greenhouse Horticulture: a Simulation Study. Acta Hort. 2008;33:1407-1414.
16. Nanya K, Ishigami Y, Hikosaka S & Goto E. Effects of blue and red light on stem elongation and flowering of tomato seedlings. Acta Hort. 2012;956:261–266.
17. Keefe TJ. "The Nature of Light". Archived from the original on 2012-07-24. Retrieved 2007-11-05 Tower Hall Funabori, Tokyo, Japan.
18. Nishio JL. Why are higher plants green? Evolution of the higher plant photosynthetic pigment complement. Plant Cell Environ. 2000;23:539–548.
19. Chen P. Chlorophyll and other photosensitives. In: LED grow lights, absorption spectrum for plant photosensitive pigments. <http://www.ledgrowlightshq.co.uk/chlorophyll-plant-pigments/>. Accessed 12 March 2014.
20. Bula RJ, Morrow RC, Tibbits TW, Barta RW, Ignatius RW & Martin TS. Light emitting diodes as a radiation source for plants. Hort Science. 1991;26:203–205.
21. Tanaka Y, Kimata K & Aiba H. A novel regulatory role of glucose transporter of Escherichia coli: membrane sequestration of a global repressor Mic. EMBO J. 2000;19:5344-5352.

# References

---

22. Tripathy BC & Brown CS. Root-shoot interaction in the greening of wheat seedlings grown under red light. *Plant Physiol.* 1995;107:407–411.
23. Yanagi T & Okamoto K. Utilization of super-bright light emitting diodes as an artificial light source for plant growth. *Acta Hort.* 1997;418:223-228.
24. Barreiro R, Guiamet JJ, Beltrano J & Montaldi ER. Regulation of the photosynthetic capacity of primary bean leaves by the red: far-red ratio and photosynthetic photon flux density of incident light. *Physiol. Plant.* 1992;85:97–101.
25. Sims DA & Pearcy RW. Response of leaf anatomy and photosynthetic capacity in *Alocasia macrorrhiza* (Araceae) to a transfer from low to high light. *Am J Bot.* 1992;79:449–455.
26. Akoyunoglou G & Anni H. Blue light effect on chloroplast development in higher plants. In: Senger H. (ed.), *Blue Light Effects in Biological Systems*. Springer-Verlag, Berlin: 1984. pp. 397–406.
27. Saebo A, Krekling T & Appelgren M. Light quality affects photosynthesis and leaf anatomy of brich plantlets in vitro. *Plant Cell Tiss Org.* 1995;41:177–185.
28. Senger H. The effect of blue light on plants and microorganisms. *Phytochem Photobiol.* 1982;35:911–920.
29. Yorio NC, Goins GD, Kagie HR, Wheeler RM & Sager JC. Improving spinach, radish and lettuce growth under red light emitting diodes (LEDs) with blue light supplementation. *Hort Science.* 2001;36:380–383.
30. Stutte GW, Edney S & Skerritt T. Photoregulation of bioprotectant content of red leaf lettuce with light-emitting diodes. *Hort Science.* 2009;44:79–82.
31. Goins GD, Ruffe LM, Cranston NA, Yorio NC, Wheeler RM & Sager JC. Salad crop production under different wavelengths of red light-emitting diodes (LEDs). SAE Technical Paper, 31st International Conference on Environmental Systems, July 9–12, 2001, Orlando, Florida, USA: 2001. p. 1–9.

# References

---

32. Li H, Tang C, Xu Z, Liu X & Han X. Effects of different light sources on the growth of nonheading chinese cabbage (*Brassica campestris* L.). *J Agr Sci.* 2012;4:262–273.
33. Mizuno T, Amaki W & Watanabe H. Effects of monochromatic light irradiation by LED on the growth and anthocyanin contents in leaves of cabbage seedlings. *Acta Horticulturae.* 2011;907:179–184.
34. Brown C, Shuerger AC & Sager JC. Growth and photomorphogenesis of pepper plants under red light-emitting diodes with supplemental blue or far-red lighting. *J Am SocHortic Sci.* 1995;120:808–813.
35. Goins GD, Yorio NC, Sanwo MM & Brown CS. Photomorphogenesis, photosynthesis and seed yield of wheat plants grown under red light-emitting diodes (LEDs) with and without supplemental blue lighting. *J Exp Bot.* 1997;48:1407–1413.
36. Lefsrud MG, Kopsell DA & Sams CE. Irradiance from distinct wavelength light-emitting diodes affect secondary metabolites in kale. *Hort Science.* 2008;43:2243–2244.
37. Johkan M, Shoji K, Goto F, Hahida S & Yoshihara T. Effect of green light wavelength and intensity on photomorphogenesis and photosynthesis in *Lactuca sativa*. *Environ Exp Bot.* 2012;75:128–133.
38. Tarakanov I, Yakovleva O, Konovalova I, Paliutina G & Anisimov A. Light-emitting diodes: on the way to combinatorial lighting technologies for basic research and crop production. *ActaHorticulturae.* 2012;956:171–178.
39. Lu N, Maruo T, Johkan M, Hohjo M, Tsukakoshi S, Ito Y, Ichimura T & Shinohara Y. Effects of supplemental lighting with light-emitting diodes (LEDs) on tomato yield and quality of single-truss tomato plants grown at high planting density. *Environ Control Biol.* 2012;50:63–74.
40. Samuolienė G, Urbonavičiūtė A, Duchovskis P, Bliznikas Z, Vitta P & Žukauskas A. Decrease in nitrate concentration in leafy vegetables under a solid-state illuminator. *Hort Science.* 2009;44:1857–1860.

# References

---

41. Bliznikas Z, Žukauskas A, Samuolienė G, Viršilė A, Brazaitytė A, Jankauskienė J, Duchovskis P & Novičkovas A. Effect of supplementary pre-harvest LED lighting on the antioxidant and nutritional properties of green vegetables. *Acta Hort.* 2012;939:85–91.
42. Samuolienė G, Sirtautas R, Brazaitytė A, Viršilė A & Duchovskis P. Supplementary red-LED lighting and the changes in phytochemical content of two baby leaf lettuce varieties during three seasons. *J Food Agric Environ.* 2012a;10:701 – 706.
43. Samuolienė G, Brazaitytė A, Sirtautas R, Novičkovas A & Duchovskis P. Supplementary red-LED lighting affects phytochemicals and nitrate of baby leaf lettuce. *J Food Agric Environ.* 2011;9:271–274.
44. Žukauskas A, Bliznikas Z, Breivė K, Novičkovas A, Samuolienė G, Urbonavičiūtė A, Brazaitytė A, Jankauskienė J & Duchovskis P. Effect of supplementary pre-harvest LED lighting on the antioxidant properties of lettuce cultivars. *Acta Hort.* 2011;907:87–90.
45. Ménard C, Dorais M, Hovi T & Gosselin A. Developmental and physiological responses of tomato and cucumber to additional blue light. *Acta Hort.* 2006;711:291–296.
46. Novičkovas A, Brazaitytė A, Duchovskis P, Jankauskienė J, Samuolienė G, Viršilė A, Sirtautas R, Bliznikas Z & Žukauskas A. Solid-state lamps (LEDs) for the short-wavelength supplementary lighting in greenhouses: experimental results with cucumber. *Acta Hort.* 2012;927:723–730.
47. Samuolienė G, Brazaitytė A, Duchovskis P, Viršilė A, Jankauskienė J, Sirtautas R, Novičkovas A, Sakalauskienė S & Sakalauskaitė J. Cultivation of vegetable transplants using solid-state lamps for the short-wavelength supplementary lighting in greenhouses. *Acta Hort.* 2012c ;952:885–892.
48. Folta KM. Green light stimulates early stem elongation, antagonizing light-mediated growth inhibition. *Plant Physiol.* 2004;135:1407–1416.
49. Kim HH, Goins GD, Wheeler RM & Sager JC. Green- light supplementation for enhanced lettuce growth under red and blue light-emitting diodes. *Hort Science.* 2004;39:1617–1622.
50. Simpson GG & Dean C. Arabidopsis, the Rosetta stone of flowering time? *Science.* 2002; 296:285–289.

# References

---

51. Yanovsky MJ & Kay SA. Molecular basis of seasonal time measurement in Arabidopsis. *Nature*. 2002;419:308–312.
52. Downs RJ & Thomas JF. Phytochrome regulation of flowering in the long-day plant, *Hyoscyamusniger*. *Plant Physiol*. 1982;70:898–900.
53. Evans LT. Inflorescence initiation in *Loliumtemu lentum* L. XIV. The role of phytochrome in long day induction. *Austral. J. Plant Physiol*. 1976;3:207–217.
54. Shinomura T, Uchida K & Furuya M. Elementary processes of photoperception by phytochrome A for high-irradiance response of hypocotyl elongation in Arabidopsis. *Plant Physiol*. 2000;122:147–156.
55. Smith H. Light quality, photoperception, and plant strategy. *Annu Rev Plant Physiol*. 1982;33:481–518.
56. Runkle ES & Heins DR. Specific functions of red, far-red and blue lights in flowering and stem extension of long-day plants. *J Amer Soc. Hort Sci*. 2001;126:275–282.
57. Meng Q & Runkle ES. Control flowering with LEDs. *Lighting Research.Growers Talk* 62., <http://www.ballpublishing.com/GrowerTalks/ViewArticle.aspx?articleid=20604> Accessed 15 Feb 2014.
58. Gomez C, Morrow RC, Bourget CM, Massa GD & Mitchell CA. Comparison of intracanopy light-emitting diode towers and overhead high-pressure sodium lamps for supplemental lighting of greenhouse-grown tomatoes. *Hort Technology*. 2013;23:93–98.
59. Voss J. Market special: greenhouse farming in Germany. The ministry of Economics Affairs, Agriculture and Innovation, NL, EVD International. 2011. <http://duitsland.nlambassade.org/binaries/content/assets/postenweb/d/duitsland/ambassadeberlijn/zaken-doen/20110507-marktverkenning-greenhouse-farming-germany.pdf> Accessed 16 Feb 2014
60. Kacira, M. Greenhouse Production in US: Status, Challenges, and Opportunities. Presented a CIGR 2011 conference on Sustainable Bioproduction WEF 2011, September 19-23, 2011. 61. Nelson AJ & Bugbee B. 2013. Supplemental greenhouse lighting: Return on investments for LED and HPS fixtures. [http://cpl.usu.edu/files/publications/factsheet/pub\\_\\_4338884.pdf](http://cpl.usu.edu/files/publications/factsheet/pub__4338884.pdf)

**Thank you.**